



Westchester
MEDICAL CENTER
CENTER FOR REGIONAL
HEALTHCARE INNOVATION

Our Community Needs Assessment (CNA) takes a look at social determinants of health; how income, employment, housing and other social and economic factors impact health and wellness. Having a clear understanding of social determinants of health in communities will influence how we coordinate local health care and provide services and support in our DSRIP projects.

The following pages cover data about some of the social determinants of health specific to the 12401 zip code in the town of Kingston, Ulster county New York and includes:

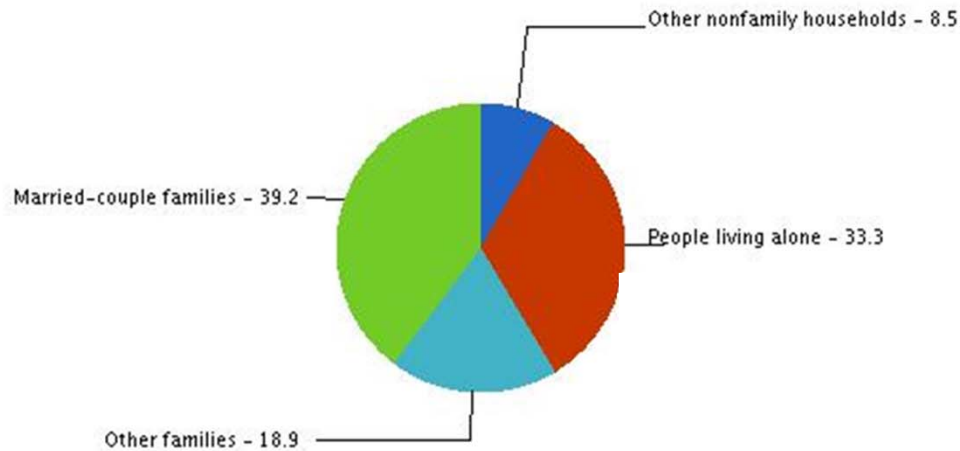
- Total population
- Types of household
- Nativity
- Education and income level
- Employment and insurance status
- Types of housing
- Modes of transportation
- Poverty and disability
- Top health issues

To learn more about the community needs assessment and our participation in the New York State DSRIP project, please contact:

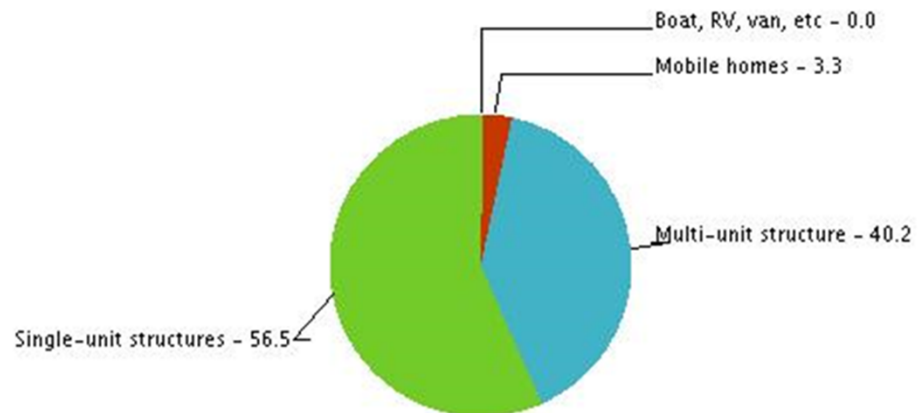
Deborah Viola, PhD
Vice President
Director, Health Services Research & Data Analytics
Center for Regional Healthcare Innovation
violad@wcmc.com | 914.326.4203

Thao M. Doan, MPH
Research Analyst
Center for Regional Healthcare Innovation at Westchester Medical Center
doant@wcmc.com | 914.326.4207

Community Profile – Kingston Zip code 12401



Total Number Households:
14,400



15,800 housing units, 9% were vacant

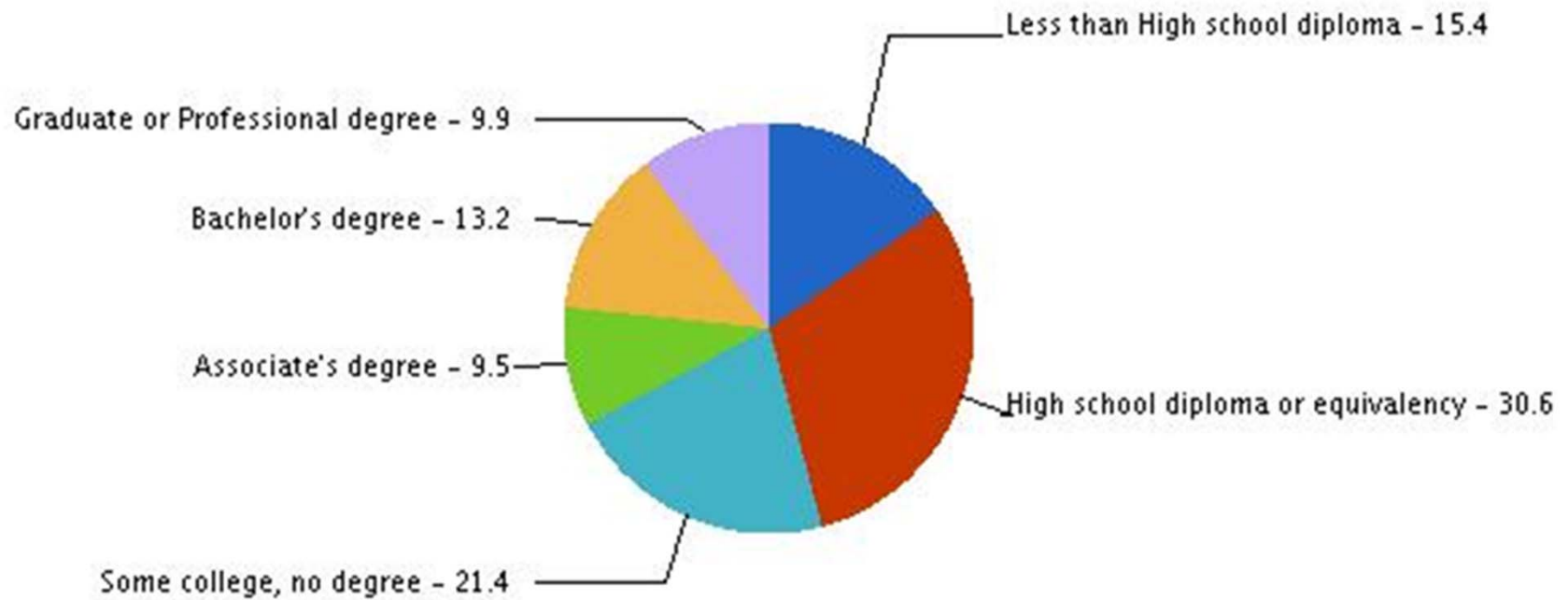
Data Source: American Community Survey/ US Census Bureau – 2018-2012

http://thedataweb.rm.census.gov/TheDataWeb_HotReport2/profile/2012/5yr/np01.html?SUMLEV=860&zcta=6328

12401: Kingston Fast Facts

- **Population:** 35,000 (53% females and 47% males).
Median age of 41.8 years
- **Nativity and Foreign Born**
 - 91% were native residents, 9% foreign born
 - Of those foreign born, 98% entered the US before 2010
 - Of those ≥ 5 years old, in addition to English, 57% speak Spanish, 34% speak other European languages, 7% Asian languages, and 3% others.

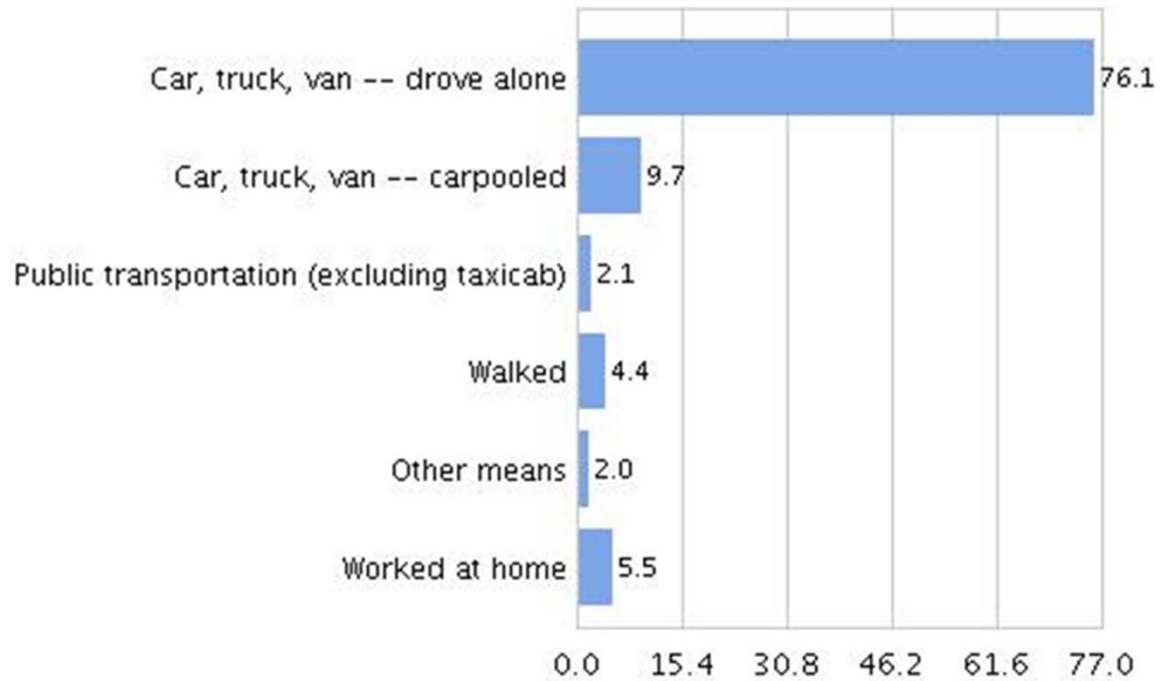
Community Profile – Kingston Zip code 12401



12401: Kingston Fast Facts

- **Occupations:**
 - 32.7% in management, business, sciences, & art; 23.3% in service; 26.1% in sales, 10.2% in production & transportation, and 7.7% in construction & maintenance
- **Employment status:** 57% of the population \geq 16yrs of age were employed and **36 % *were not in the work force***

Community Profile – Kingston Zip code 12401



Commute to work

12401: Kingston Fast Facts

- **Income:** Median annual income was \$48,650; for FT year-round workers - Male \$45,772; Female \$38,662
- **Housing Costs:** 41.3% Owners with mortgage; 24.1% Owners without mortgage; and 58.3% Renters
- **Health Insurance:**
 - Among the civilian non-institutionalized population, 88% had health insurance coverage and 12% did not.
 - Of those with health insurance, 60% had private and **40% had public coverage**

12401: Kingston Fast Facts

- **Poverty and Participation in Government Programs**
 - 15% of the population were in poverty
 - An estimated 24% of children and 8% of people over 65 yrs. old were below the poverty level
- **Disability**
 - Among the non-institutionalized population, 17% reported a disability

Prominent Diagnoses for Medicaid Beneficiaries in Kingston – Zip code 12401

- Chronic Conditions
- Heart Disease
- Respiratory
- HIV
- Mental Health
- Alcohol and Substance Abuse
- Cancer

NYS Prevention Agenda-Ulster County (2009)

Data Source: http://www.health.ny.gov/statistics/bfss/expanded/2009/prevention_agenda/county

Indicator (2009)	Ulster County (95% CI)	New York State (95% CI)
% of adults who are current smokers	22.7 (14.0,22.8)	17.0 (15.3,18.8)
% of adults who are obese	24.9 (22.0,33.2)	23.1 (21.0,25.1)
% of adults who consume 5 or more fruits and vegetables per day	29.3 (22.6,33.0)	27.1 (24.9,29.2)
% of adults who had some type of leisure- time physical activity	75.4 (80.3,87.2)	76.3 (74.1,78.5)
% of adults who have diabetes	8.0 (6.7,12.8)	9.0 (7.8,10.3)
% of adults who have current asthma	9.2 (4.3,9.7)	9.7 (8.2,11.2)