



Westchester
MEDICAL CENTER
CENTER FOR REGIONAL
HEALTHCARE INNOVATION

Our Community Needs Assessment (CNA) takes a look at social determinants of health; how income, employment, housing and other social and economic factors impact health and wellness. Having a clear understanding of social determinants of health in communities will influence how we coordinate local health care and provide services and support in our DSRIP projects.

The following pages cover data about some of the social determinants of health specific to the 10940 zip code in the town of Middletown, Orange county New York and includes:

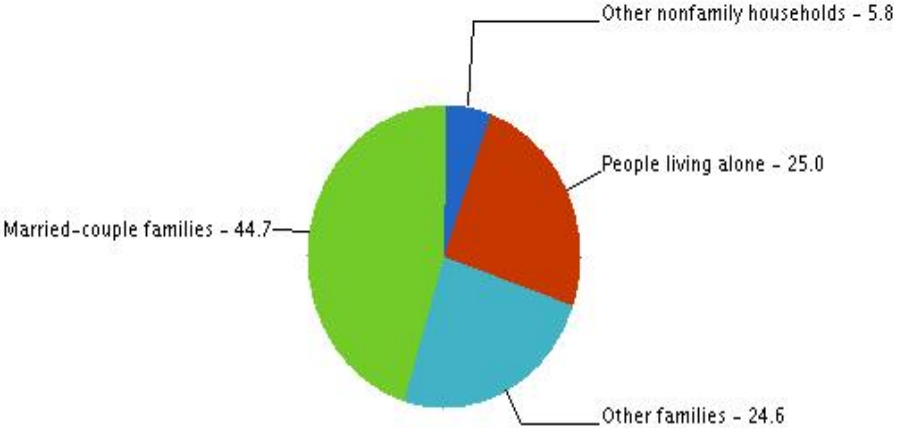
- Total population
- Types of household
- Nativity
- Education and income level
- Employment and insurance status
- Types of housing
- Modes of transportation
- Poverty and disability
- Top health issues

To learn more about the community needs assessment and our participation in the New York State DSRIP project, please contact:

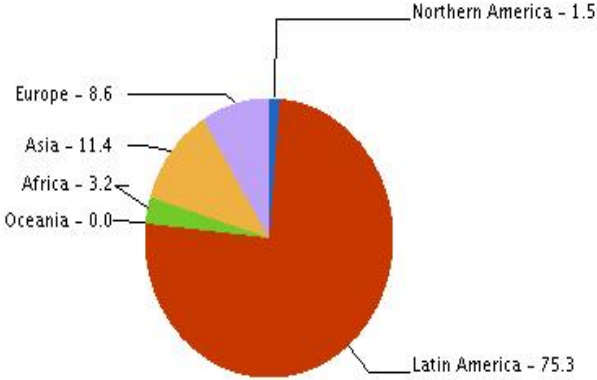
Deborah Viola, PhD
Vice President
Director, Health Services Research & Data Analytics
Center for Regional Healthcare Innovation
violad@wcmc.com | 914.326.4203

Thao M. Doan, MPH
Research Analyst
Center for Regional Healthcare Innovation at Westchester Medical Center
doant@wcmc.com | 914.326.4207

Community Profile – Middletown Zip code 10940



Total Number Households:
16,700



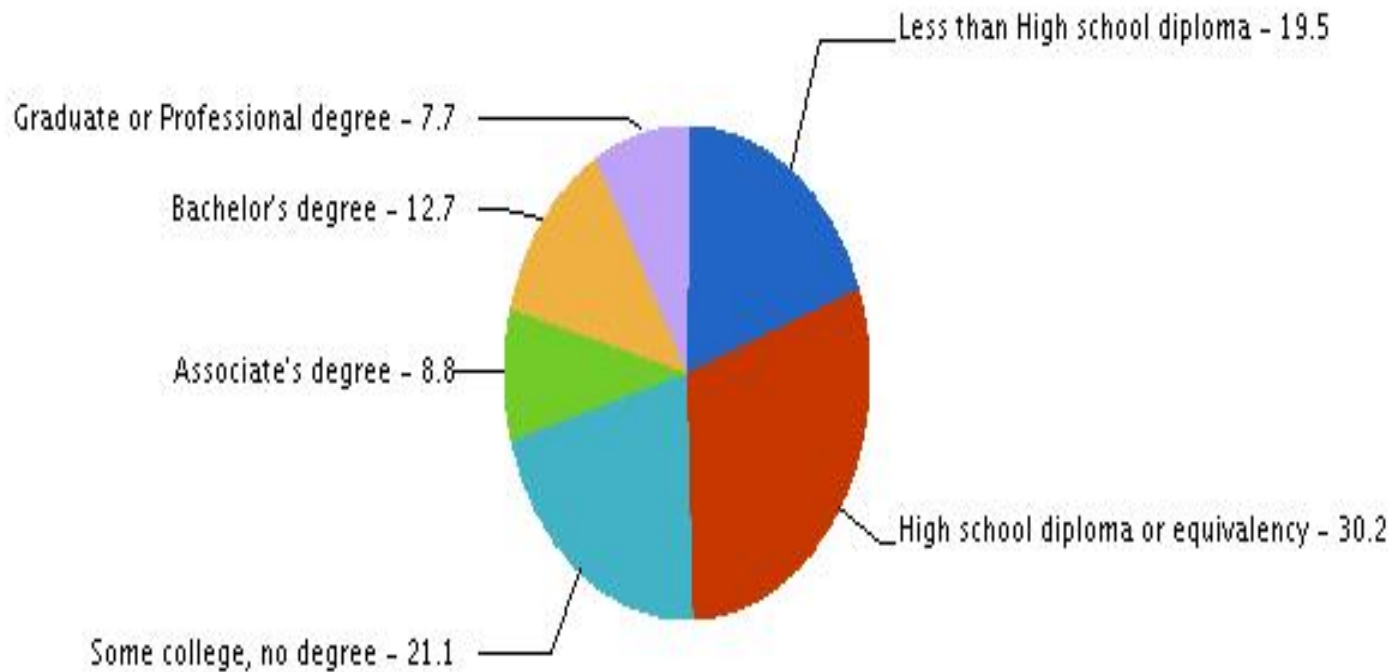
Region of Birth for the Foreign Born population

Data Source: American Community Survey/ US Census Bureau – 2018-2012
http://thedataweb.rm.census.gov/TheDataWeb_HotReport2/profile/2012/5yr/np01.html?SUMLEV=860&zcta=6328

10940: Middletown Fast Facts

- **Population:** 48,200 (51% females and 49% males). Median age of 36.2 years
- 1,100 grandparents lived with their grandchildren under 18 yrs old. Of those grandparents, **56%** had financial responsibility for their grandchildren
- **Nativity and Foreign Born**
 - 83% were native residents, **17% *foreign born***
 - Of those foreign born, 98% entered the US before 2010

Community Profile – Middletown Zip code 10940



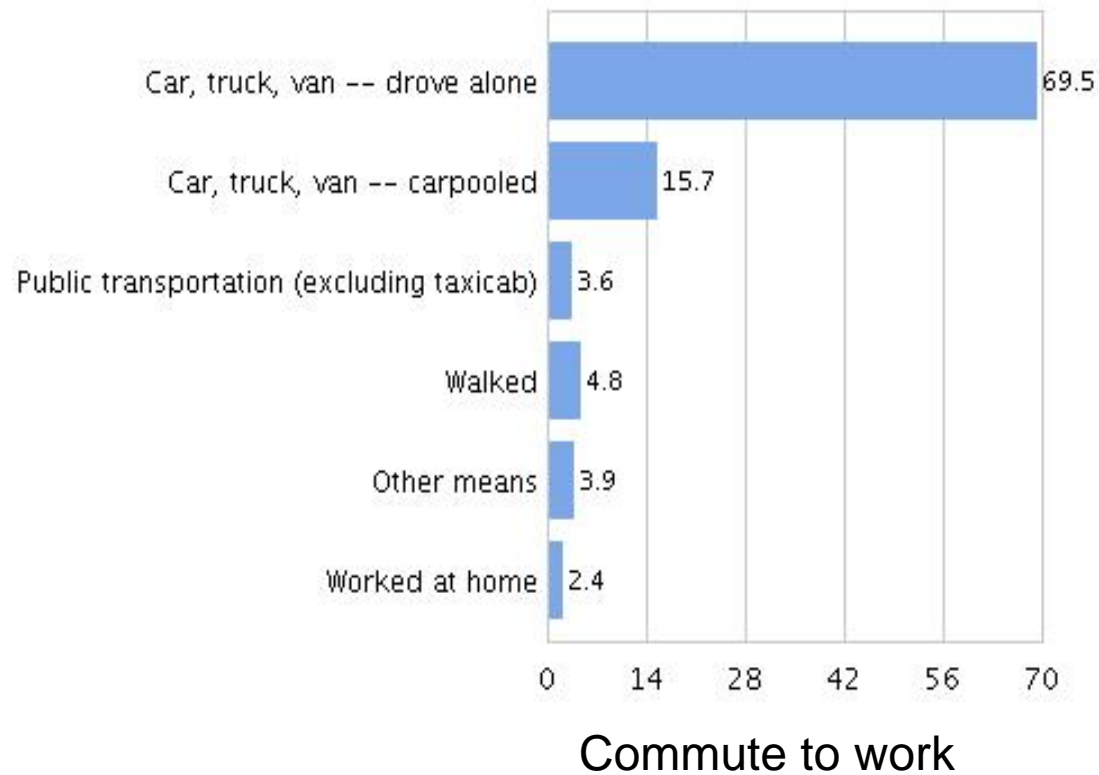
10940: Middletown Fast Facts

- **Occupations:**

- 26.7% in management, business, sciences, & art; 24.6% in service; 23.7% in sales, 14.5% in production & transportation, and 10.4% in construction & maintenance

- **Employment status:** 60% of the population \geq 16yrs of age were employed and ***32 % were not in the work force***

Community Profile – Middletown Zip code 10940



10940: Middletown Fast Facts

- **Income:** Median annual income was \$60,365; **10% of households had income below \$15,000/year** and 9% had income over \$150,000 or more.
- **Housing Costs:** 50% Owners with mortgage; 22% Owners without mortgage; and **57% Renters spent 30% or more of household income on housing.**
- **Health Insurance:**
 - Among the civilian non-institutionalized population, 85% had health insurance coverage and 15% **did not.**
 - Of those with health insurance, 63% had private and **32% had public coverage**

10940: Middletown Fast Facts

- **Poverty and Participation in Government Programs**
 - **13%** of the population were in poverty
 - An estimated **18%** of children and 8% of people over 65 yrs. old were below the poverty level
- **Disability**
 - Among the non-institutionalized population, 14% reported a disability

Prominent Diagnoses for Medicaid Beneficiaries in Middletown Zip code 10940

- Chronic Conditions
- Heart Disease
- Respiratory
- HIV
- Mental Health
- Alcohol and Substance Abuse
- Cancer

NYS Prevention Agenda-Orange County (2009)

Data Source: http://www.health.ny.gov/statistics/brfss/expanded/2009/prevention_agenda/county

Indicator (2009)	Orange County (95% CI)	New York State (95% CI)
% of adults who are current smokers	19.6 (14.0,22.8)	17.0 (15.3,18.8)
% of adults who are obese	25.8 (22.0,33.2)	23.1 (21.0,25.1)
% of adults who consume 5 or more fruits and vegetables per day	30.2 (22.6,33.0)	27.1 (24.9,29.2)
% of adults who had some type of leisure-time physical activity	76.3 (80.3,87.2)	76.3 (74.1,78.5)
% of adults who have diabetes	6.7 (6.7,12.8)	9.0 (7.8,10.3)
% of adults who have current asthma	10.3 (4.3,9.7)	9.7 (8.2,11.2)