



**Westchester**  
MEDICAL CENTER  
CENTER FOR REGIONAL  
HEALTHCARE INNOVATION

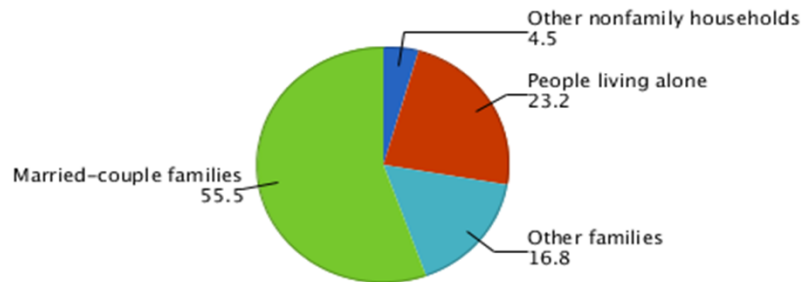
Our Community Needs Assessment (CNA) takes a look at social determinants of health; how income, employment, housing and other social and economic factors impact health and wellness. Having a clear understanding of social determinants of health in communities will influence how we coordinate local health care and provide services and support in our DSRIP projects.

The following pages covers data about some of the social determinants of health for Orange county New York, including:

- Total population
- Types of household
- Nativity
- Education and income level
- Employment and insurance status
- Types of housing
- Modes of transportation
- Poverty and disability
- Top health issues

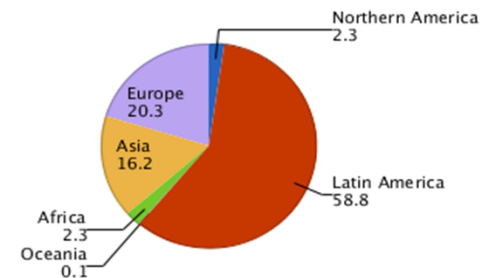
# Community Profile – Orange County

The Types of Households in Orange County, New York in 2010-2012



Total Number Households:  
125,000

Regions of the World



Region of Birth for the Foreign Born  
population

Data Source: American Community Survey/ US Census Bureau – 2010-2012

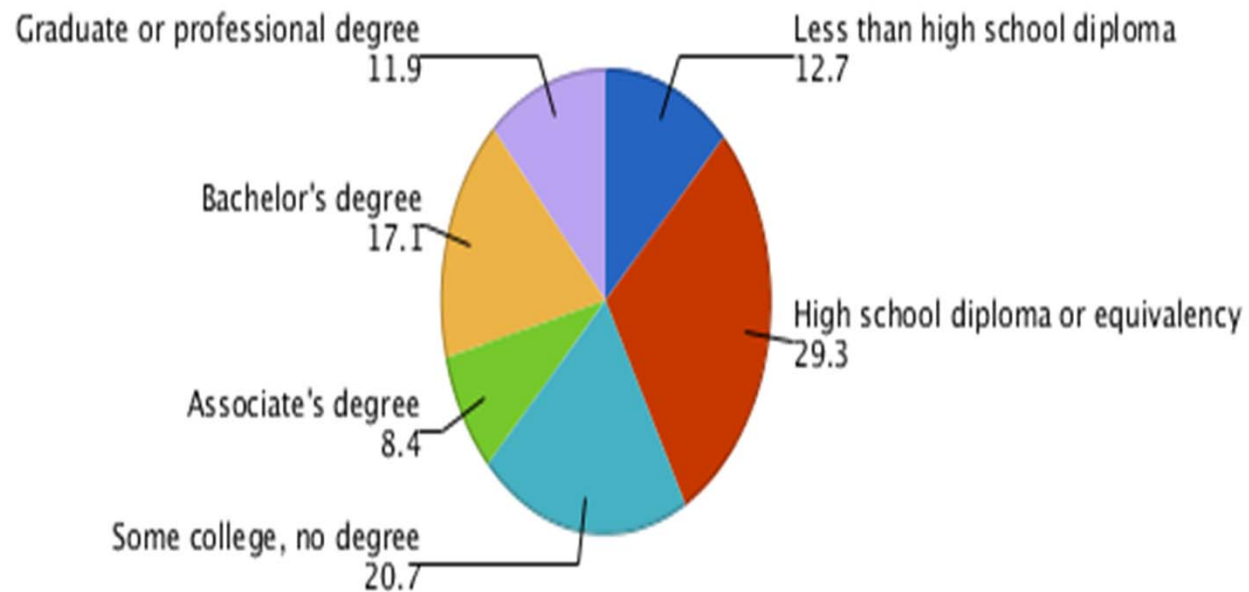
[http://thedataweb.rm.census.gov/TheDataWeb\\_HotReport2/profile/2012/5yr/np01.html?SUMLEV=860&zcta=6328](http://thedataweb.rm.census.gov/TheDataWeb_HotReport2/profile/2012/5yr/np01.html?SUMLEV=860&zcta=6328)

# Orange Fast Facts

- **Population:** 374,000 (50% females and 50% males).  
Median age of 36.9 years
- **Nativity and Foreign Born**
  - 89% were native residents, 12% foreign born
  - Of those foreign born, 98% entered the US before 2010

# Community Profile – Orange

The Educational Attainment of People  
in Orange County, New York in 2010-2012



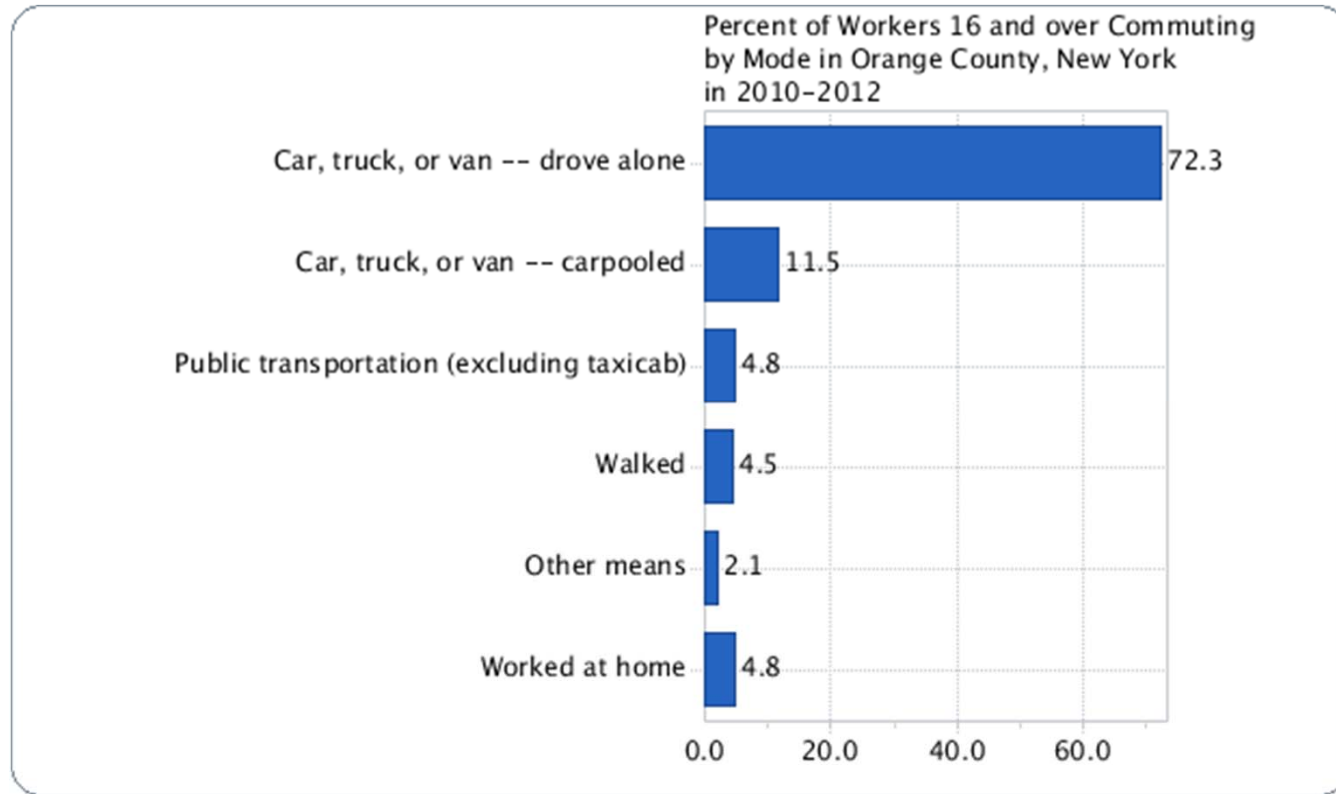
# Orange Fast Facts

- **Occupations:**

- 35.8% in management, business, sciences, & art; 18.5% in service; 25.5% in sales, 10.7% in production & transportation, and 9.5% in construction & maintenance

- **Employment status:** 59% of the population  $\geq$  16yrs of age were employed and ***34 % were not in the work force***

# Community Profile – Orange



Commute to work

# Orange Fast Facts

- **Income:** Median annual income was \$68,329; **9% of households had income below \$15,000/year** and 14% had income over \$150,000 or more.
- **Housing Costs:** 46% Owners with mortgages; 28% Owners without mortgages; and 59% Renters spent 30% or more of household income on housing.
- **Health Insurance:**
  - Among the civilian non-institutionalized population, 90% had health insurance coverage and 10% did not.
  - Of those with health insurance, 71% had private and **29% had public coverage**

# Orange Fast Facts

- **Poverty and Participation in Government Programs**
  - 12% of the population were in poverty
  - An estimated 19% of children and 7% of people over 65 yrs. old were below the poverty level
- **Disability**
  - Among the non-institutionalized population, 12% reported a disability



# Prominent Diagnoses for Medicaid Beneficiaries in Orange

- Chronic Conditions
- Heart Disease
- Respiratory
- HIV
- Mental Health
- Alcohol and Substance Abuse
- Maternal-Child Health
- Cancer

# NYS Prevention Agenda-Orange County (2009)

Data Source: [http://www.health.ny.gov/statistics/brfss/expanded/2009/prevention\\_agenda/county](http://www.health.ny.gov/statistics/brfss/expanded/2009/prevention_agenda/county)

Indicator (2009)	Orange County (95% CI)	New York State (95% CI)
% of adults who are current smokers	19.6 (14.0,22.8)	17.0 (15.3,18.8)
% of adults who are obese	25.8 (22.0,33.2)	23.1 (21.0,25.1)
% of adults who consume 5 or more fruits and vegetables per day	30.2 (22.6,33.0)	27.1 (24.9,29.2)
% of adults who had some type of leisure-time physical activity	76.3 (80.3,87.2)	76.3 (74.1,78.5)
% of adults who have diabetes	6.7 (6.7,12.8)	9.0 (7.8,10.3)
% of adults who have current asthma	10.3 (4.3,9.7)	9.7 (8.2,11.2)