



Westchester
MEDICAL CENTER
CENTER FOR REGIONAL
HEALTHCARE INNOVATION

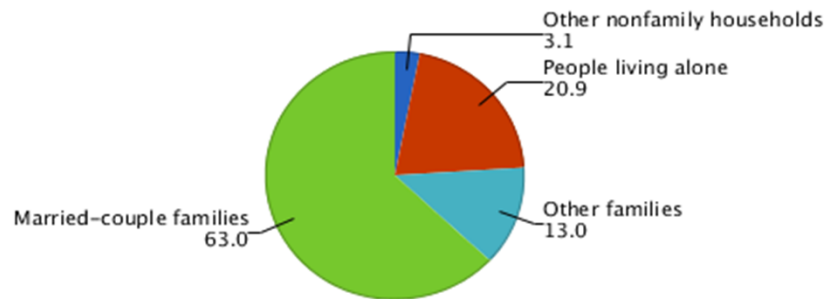
Our Community Needs Assessment (CNA) takes a look at social determinants of health; how income, employment, housing and other social and economic factors impact health and wellness. Having a clear understanding of social determinants of health in communities will influence how we coordinate local health care and provide services and support in our DSRIP projects.

The following pages covers data about some of the social determinants of health for Putnam county New York, including:

- Total population
- Types of household
- Nativity
- Education and income level
- Employment and insurance status
- Types of housing
- Modes of transportation
- Poverty and disability
- Top health issues

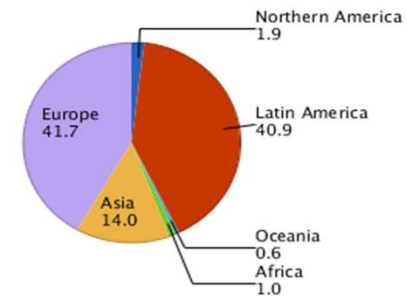
Community Profile – Putnam County

The Types of Households in Putnam County, New York in 2010-2012



Total Number Households:
35,000

Regions of the World



Region of Birth for the Foreign Born
population

Data Source: American Community Survey/ US Census Bureau – 2010-2012

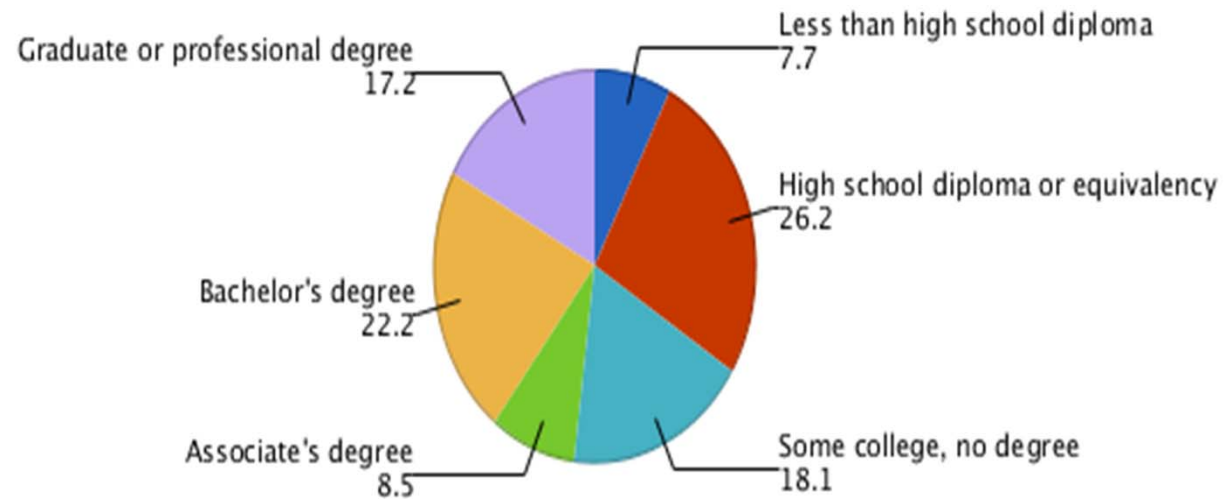
http://thedataweb.rm.census.gov/TheDataWeb_HotReport2/profile/2012/5yr/np01.html?SUMLEV=860&zcta=6328

Putnam Fast Facts

- **Population:** 100,000 (50% females and 50% males).
Median age of 42.3 years
- **Nativity and Foreign Born**
 - 88% were native residents, 12% foreign born
 - Of those foreign born, 98% entered the US before 2010

Community Profile – Putnam

The Educational Attainment of People
in Putnam County, New York in 2010-2012



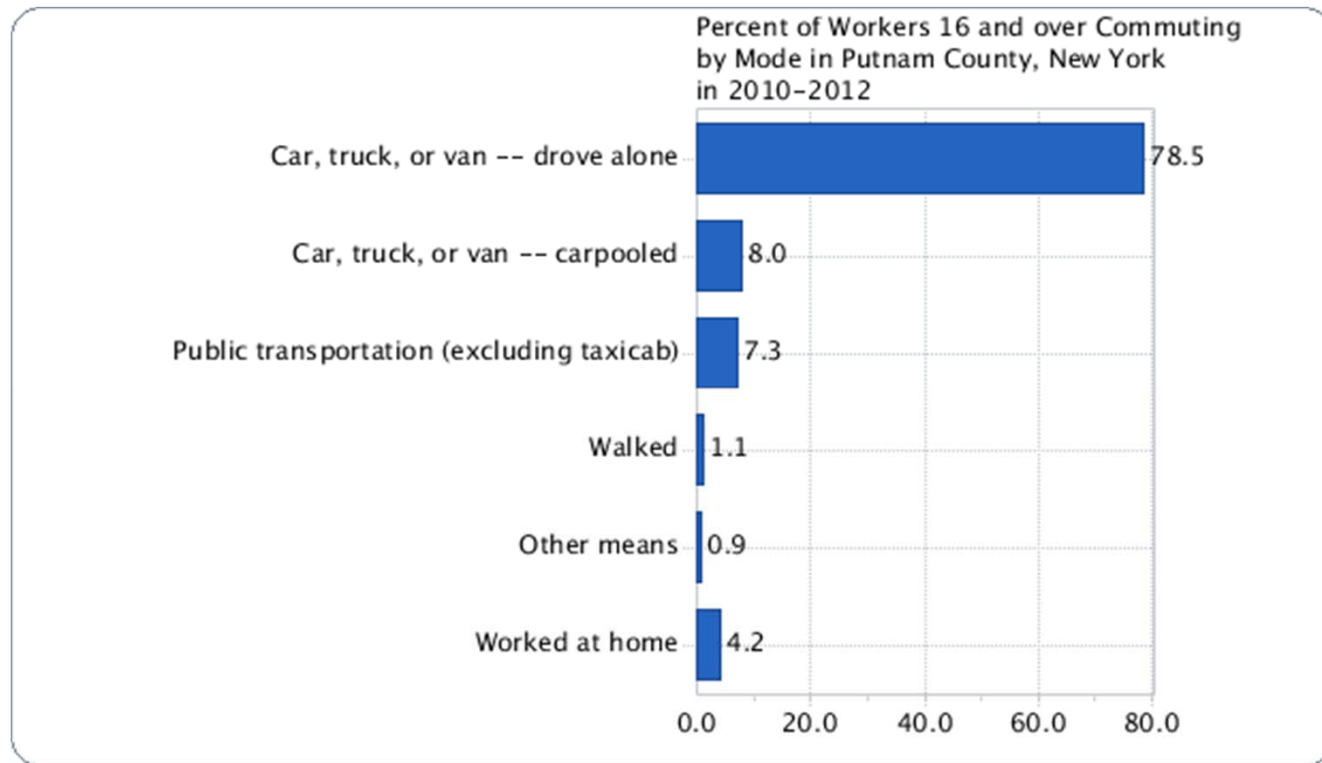
Putnam Fast Facts

- **Occupations:**

- 45.6% in management, business, sciences, & art; 16.1% in service; 22.4% in sales, 7.0% in production & transportation, and 9.0% in construction & maintenance

- **Employment status:** 62% of the population \geq 16yrs of age were employed and ***32 % were not in the work force***

Community Profile – Putnam



Commute to work

Putnam Fast Facts

- **Income:** Median annual income was \$93,150; **6% of households had income below \$15,000/year** and 24% had income over \$150,000 or more.
- **Housing Costs:** 44% Owners with mortgages; 25% Owners without mortgages; and 60% Renters spent 30% or more of household income on housing.
- **Health Insurance:**
 - Among the civilian non-institutionalized population, 91% had health insurance coverage and 9% did not.
 - Of those with health insurance, 82% had private and **21% had public coverage**

Putnam Fast Facts

- **Poverty and Participation in Government Programs**
 - 6% of the population were in poverty
 - An estimated 6% of children and 5% of people over 65 yrs. old were below the poverty level
- **Disability**
 - Among the non-institutionalized population, 9% reported a disability

NYS Prevention Agenda-Putnam County (2009)

Data Source: http://www.health.ny.gov/statistics/brfss/expanded/2009/prevention_agenda/county

Indicator (2009)	Putnam County (95% CI)	New York State (95% CI)
% of adults who are current smokers	13.1 (14.0,22.8)	17.0 (15.3,18.8)
% of adults who are obese	25.2 (22.0,33.2)	23.1 (21.0,25.1)
% of adults who consume 5 or more fruits and vegetables per day	30.6 (22.6,33.0)	27.1 (24.9,29.2)
% of adults who had some type of leisure-time physical activity	80.5 (80.3,87.2)	76.3 (74.1,78.5)
% of adults who have diabetes	6.4 (6.7,12.8)	9.0 (7.8,10.3)
% of adults who have current asthma	9.0 (4.3,9.7)	9.7 (8.2,11.2)