



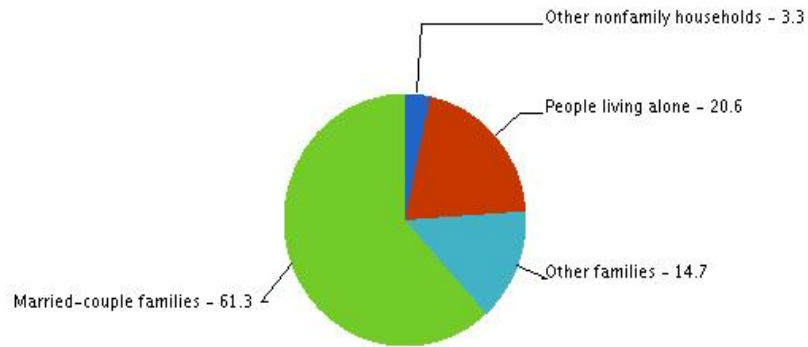
Westchester
MEDICAL CENTER
CENTER FOR REGIONAL
HEALTHCARE INNOVATION

Our Community Needs Assessment (CNA) takes a look at social determinants of health; how income, employment, housing and other social and economic factors impact health and wellness. Having a clear understanding of social determinants of health in communities will influence how we coordinate local health care and provide services and support in our DSRIP projects.

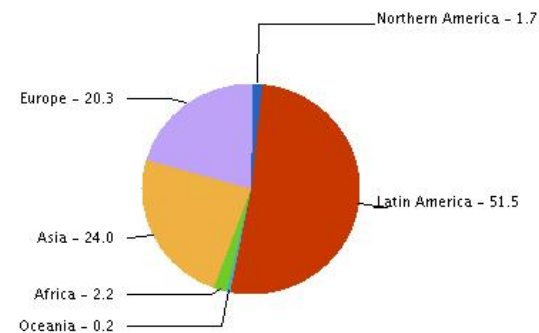
The following pages covers data about some of the social determinants of health for Rockland county New York, including:

- Total population
- Types of household
- Nativity
- Education and income level
- Employment and insurance status
- Types of housing
- Modes of transportation
- Poverty and disability
- Top health issues

Community Profile – Rockland County



Total Number Households:
98,400



Region of Birth for the Foreign Born
population

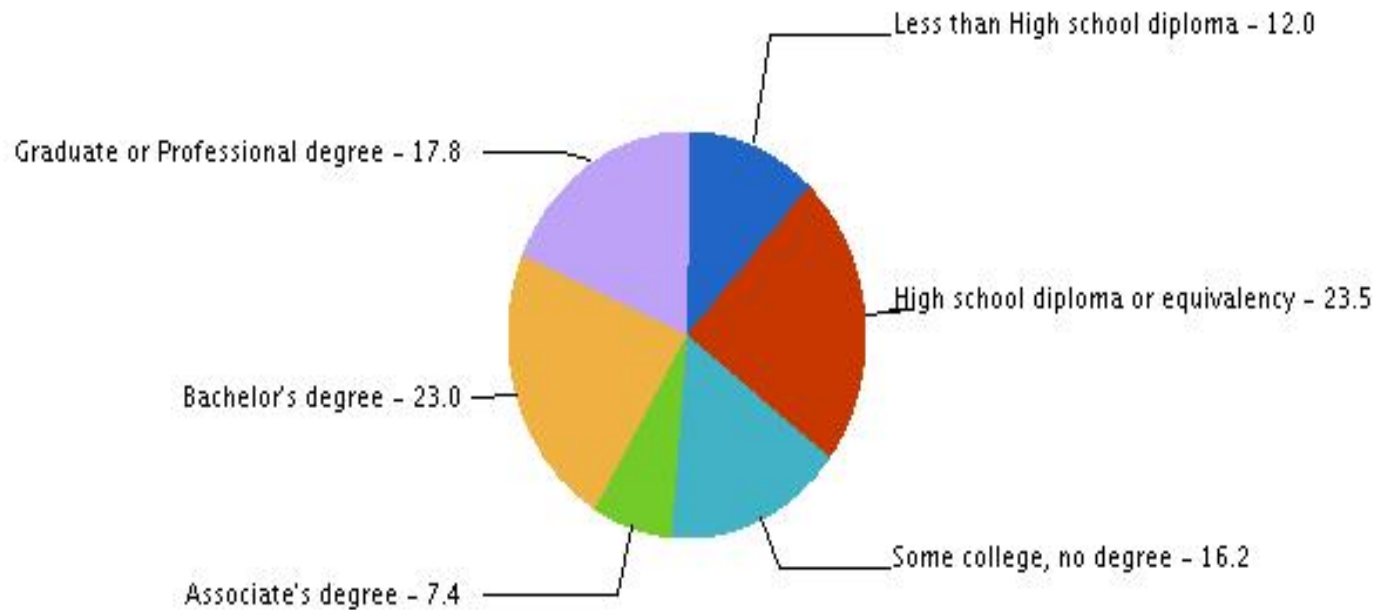
Data Source: American Community Survey/ US Census Bureau – 2018-2012

http://thedataweb.rm.census.gov/TheDataWeb_HotReport2/profile/2012/5yr/np01.html?SUMLEV=860&zcta=6328

Rockland Fast Facts

- **Population:** 312,000 (51% females and 49% males).
Median age of 36.8 years
- **Nativity and Foreign Born**
 - 78% were native residents, 22% foreign born
 - Of those foreign born, 98% entered the US before 2010

Community Profile – Rockland



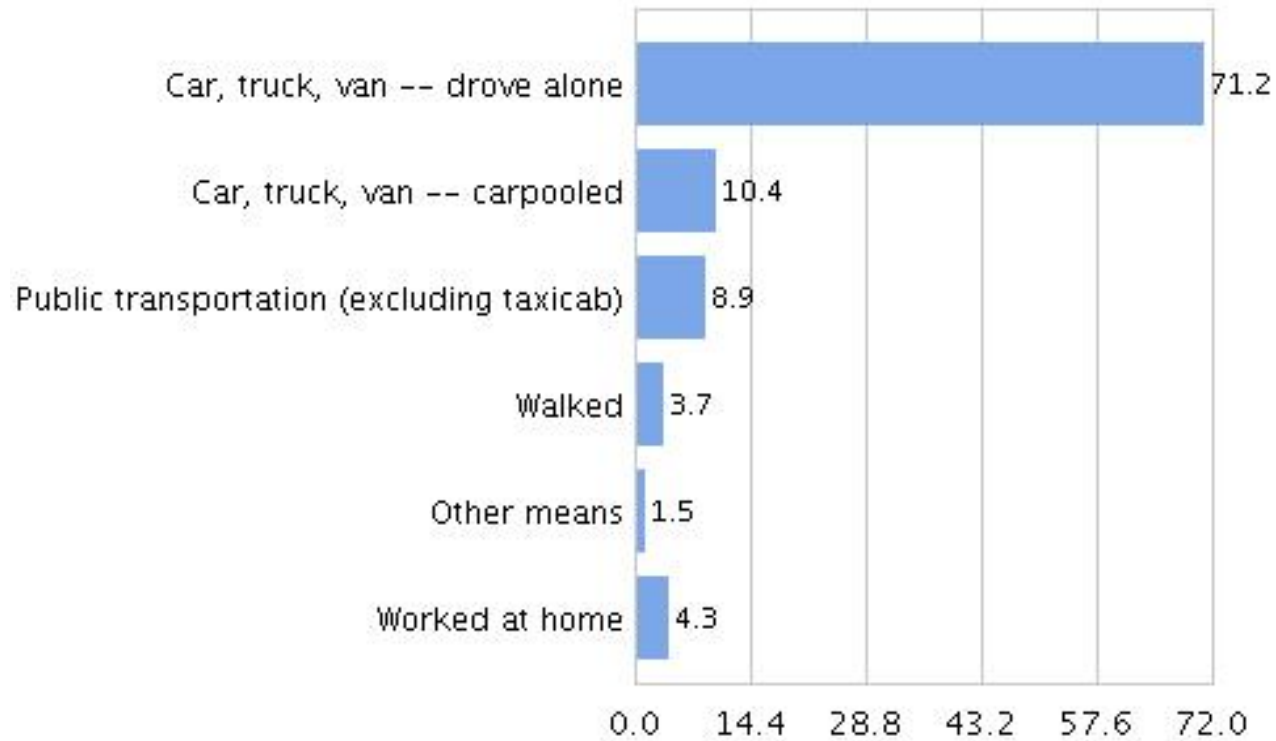
Rockland Fast Facts

- **Occupations:**

- 43.9% in management, business, sciences, & art; 17.9% in service; 24.3% in sales, 6.9% in production & transportation, and 7.1% in construction & maintenance

- **Employment status:** 61% of the population \geq 16yrs of age were employed and ***34 % were not in the work force***

Community Profile – Rockland



Commute to work

Rockland Fast Facts

- **Income:** Median annual income was \$86,020; **7% of households had income below \$15,000/year** and 24% had income over \$150,000 or more.
- **Housing Costs:** 47% Owners with mortgages; 28% Owners without mortgages; and 58% Renters spent 30% or more of household income on housing.
- **Health Insurance:**
 - Among the civilian non-institutionalized population, 90% had health insurance coverage and 10% did not.
 - Of those with health insurance, 70% had private and **30% had public coverage**

Rockland Fast Facts

- **Poverty and Participation in Government Programs**
 - 13% of the population were in poverty
 - An estimated 18% of children and 7% of people over 65 yrs. old were below the poverty level
- **Disability**
 - Among the non-institutionalized population, 8% reported a disability

Prominent Diagnoses for Medicaid Beneficiaries in Rockland

- Chronic Conditions
- Heart Disease
- Respiratory
- HIV
- Mental Health
- Alcohol and Substance Abuse
- Maternal-Child Health
- Cancer

NYS Prevention Agenda-Rockland County (2009)

Data Source: http://www.health.ny.gov/statistics/brfss/expanded/2009/prevention_agenda/county

Indicator (2009)	Rockland County (95% CI)	New York State (95% CI)
% of adults who are current smokers	9.7 (14.0,22.8)	17.0 (15.3,18.8)
% of adults who are obese	15.0 (22.0,33.2)	23.1 (21.0,25.1)
% of adults who consume 5 or more fruits and vegetables per day	26.4 (22.6,33.0)	27.1 (24.9,29.2)
% of adults who had some type of leisure-time physical activity	72.4 (80.3,87.2)	76.3 (74.1,78.5)
% of adults who have diabetes	8.0 (6.7,12.8)	9.0 (7.8,10.3)
% of adults who have current asthma	7.1 (4.3,9.7)	9.7 (8.2,11.2)