



**Westchester**  
MEDICAL CENTER  
CENTER FOR REGIONAL  
HEALTHCARE INNOVATION

Our Community Needs Assessment (CNA) takes a look at social determinants of health; how income, employment, housing and other social and economic factors impact health and wellness. Having a clear understanding of social determinants of health in communities will influence how we coordinate local health care and provide services and support in our DSRIP projects.

The following pages cover data about some of the social determinants of health specific to the 12783 zip code in the town of Swan Lake, Sullivan county New York and includes:

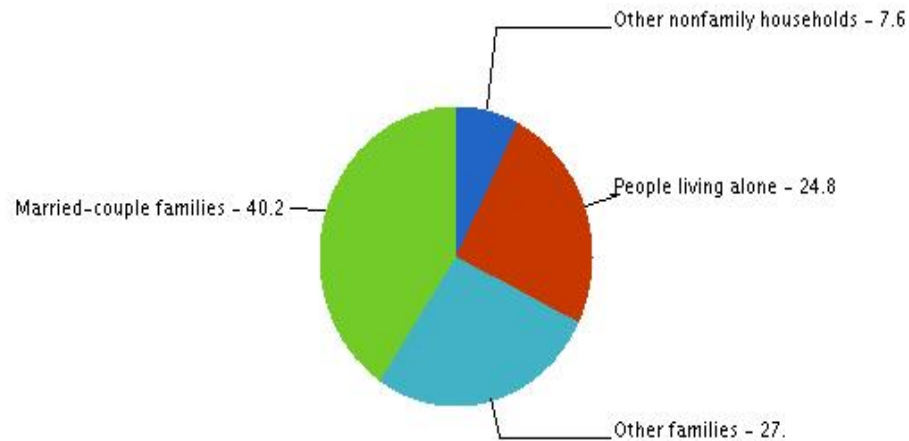
- Total population
- Types of household
- Nativity
- Education and income level
- Employment and insurance status
- Types of housing
- Modes of transportation
- Poverty and disability
- Top health issues

To learn more about the community needs assessment and our participation in the New York State DSRIP project, please contact:

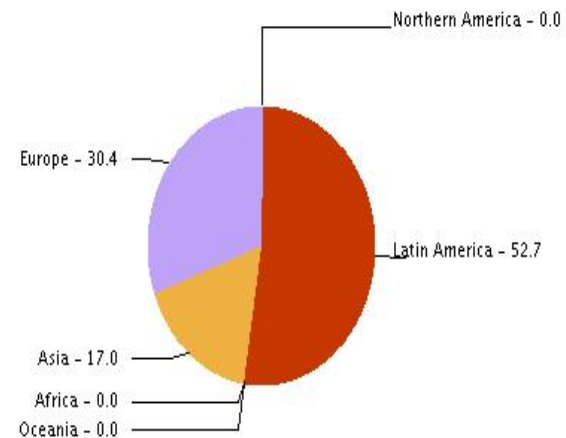
Deborah Viola, PhD  
Vice President  
Director, Health Services Research & Data Analytics  
Center for Regional Healthcare Innovation  
violad@wcmc.com | 914.326.4203

Thao M. Doan, MPH  
Research Analyst  
Center for Regional Healthcare Innovation at Westchester Medical Center  
doant@wcmc.com | 914.326.4207

# Community Profile – Swan Lake Zip code 12783



Total Number Households: 621



Region of Birth for the Foreign Born population

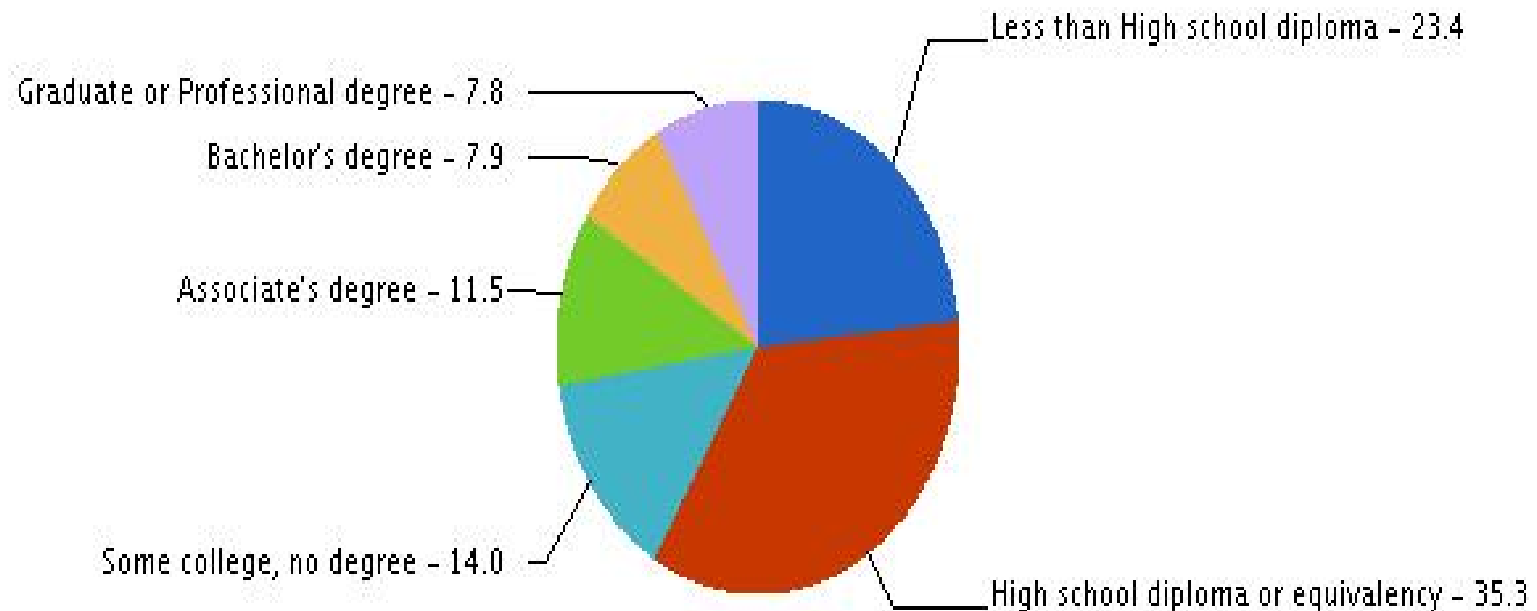
Data Source: American Community Survey/ US Census Bureau – 2018-2012

[http://thedataweb.rm.census.gov/TheDataWeb\\_HotReport2/profile/2012/5yr/np01.html?SUMLEV=860&zcta=6328](http://thedataweb.rm.census.gov/TheDataWeb_HotReport2/profile/2012/5yr/np01.html?SUMLEV=860&zcta=6328)

# 12783: Swan Lake Fast Facts

- **Population:** 1,800 (42% females and 58% males).  
Median age of 37.2 years
- **Nativity and Foreign Born**
  - 88% were native residents, 12% foreign born
  - Of those foreign born, 100% entered the US before 2010

# Community Profile – Swan Lake Zip code 12783

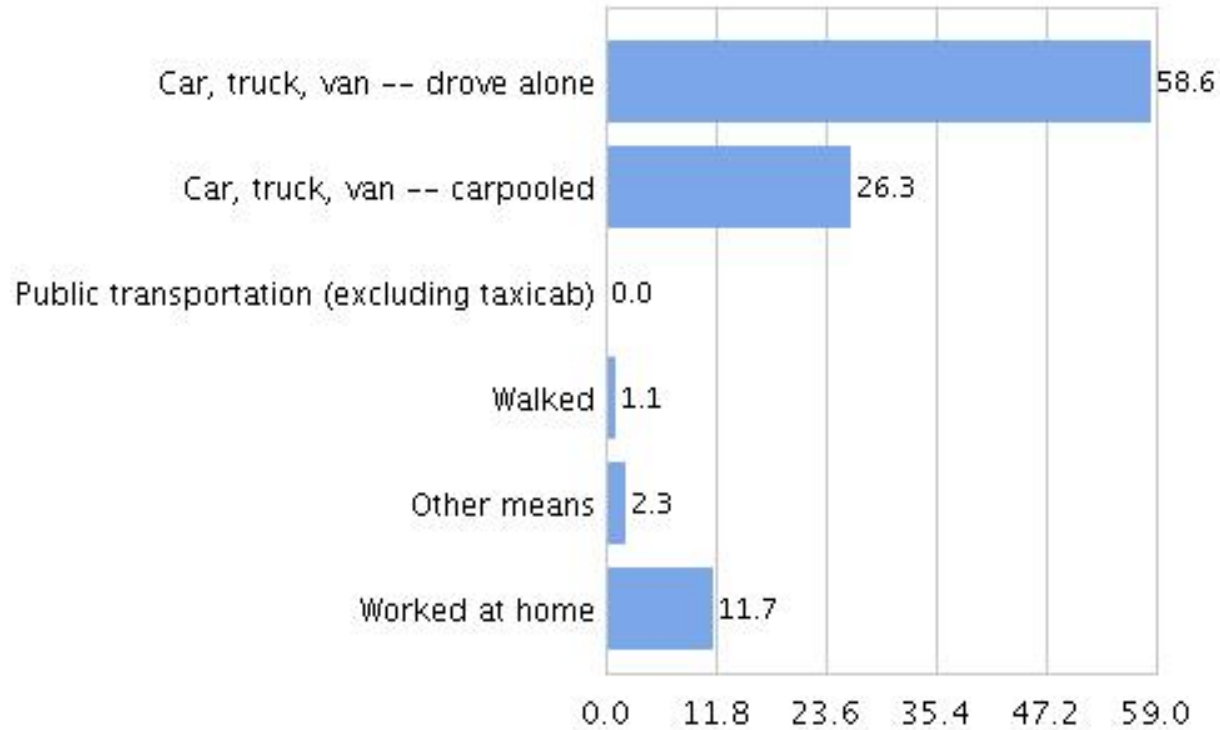


# 12783: Swan Lake Fast Facts

- **Occupations:**
  - 25.5% in management, business, sciences, & art; 35.4% in service; 15.4% in sales, 19.6% in production & transportation, and 4% in construction & maintenance
- **Employment status:** 44% of the population  $\geq$  16yrs of age were employed and ***45 % were not in the work force***

# Community Profile – Swan Lake

## Zip code 12783



Commute to work

# 12783: Swan Lake Fast Facts

- **Income:** Median annual income was \$49,114; 9% of households had income below \$15,000/year and 3% had income over \$150,000 or more.
- **Housing:** 1,200 housing units available, **49% of which were vacant**. An estimated 21% of the housing units were built since 1990.
- **Health Insurance:**
  - Among the civilian non-institutionalized population, 86% had health insurance coverage and 14% did not.
  - Of those with health insurance, 58% had private and **43% had public coverage**

# 12783: Swan Lake Fast Facts

- **Poverty and Participation in Government Programs**
  - 23% of the population were in poverty
  - An estimated 17% of children and 9% of people over 65 yrs. old were below the poverty level
- **Disability**
  - Among the non-institutionalized population, ***23% reported a disability***



# Prominent Conditions for Medicaid Beneficiaries in Swan Lake – Zip code 12783

- Maternal-Child Health

# NYS Prevention Agenda-Sullivan County (2009)

Data Source: [http://www.health.ny.gov/statistics/brfss/expanded/2009/prevention\\_agenda/county](http://www.health.ny.gov/statistics/brfss/expanded/2009/prevention_agenda/county)

Indicator (2009)	Sullivan County (95% CI)	New York State (95% CI)
% of adults who are current smokers	28.9 (14.0,22.8)	17.0 (15.3,18.8)
% of adults who are obese	29.5 (22.0,33.2)	23.1 (21.0,25.1)
% of adults who consume 5 or more fruits and vegetables per day	27.9 (22.6,33.0)	27.1 (24.9,29.2)
% of adults who had some type of leisure-time physical activity	71.4 (80.3,87.2)	76.3 (74.1,78.5)
% of adults who have diabetes	10.4 (6.7,12.8)	9.0 (7.8,10.3)
% of adults who have current asthma	10 (4.3,9.7)	9.7 (8.2,11.2)