

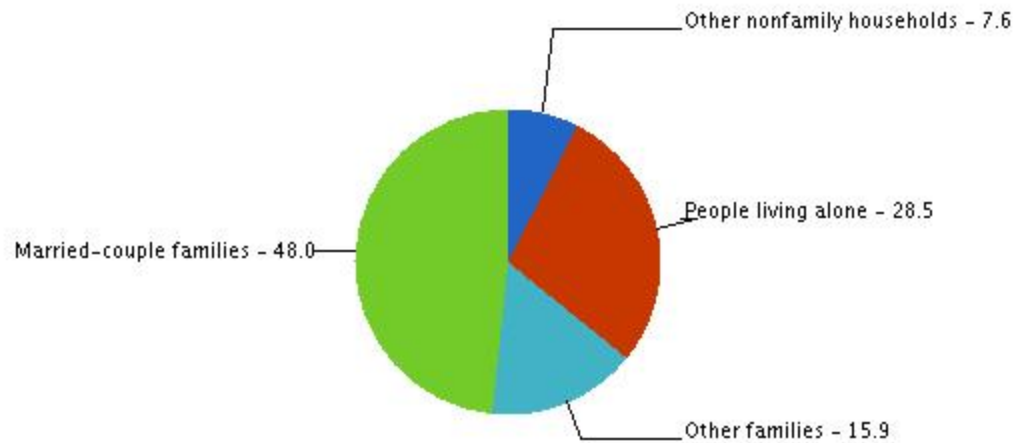


Our Community Needs Assessment (CNA) takes a look at social determinants of health; how income, employment, housing and other social and economic factors impact health and wellness. Having a clear understanding of social determinants of health in communities will influence how we coordinate local health care and provide services and support in our DSRIP projects.

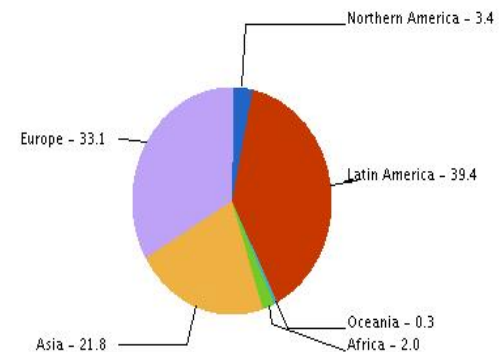
The following pages covers data about some of the social determinants of health for Ulster county New York, including:

- Total population
- Types of household
- Nativity
- Education and income level
- Employment and insurance status
- Types of housing
- Modes of transportation
- Poverty and disability
- Top health issues

# Community Profile – Ulster County



Total Number Households:  
70,300



Region of Birth for the Foreign Born  
population

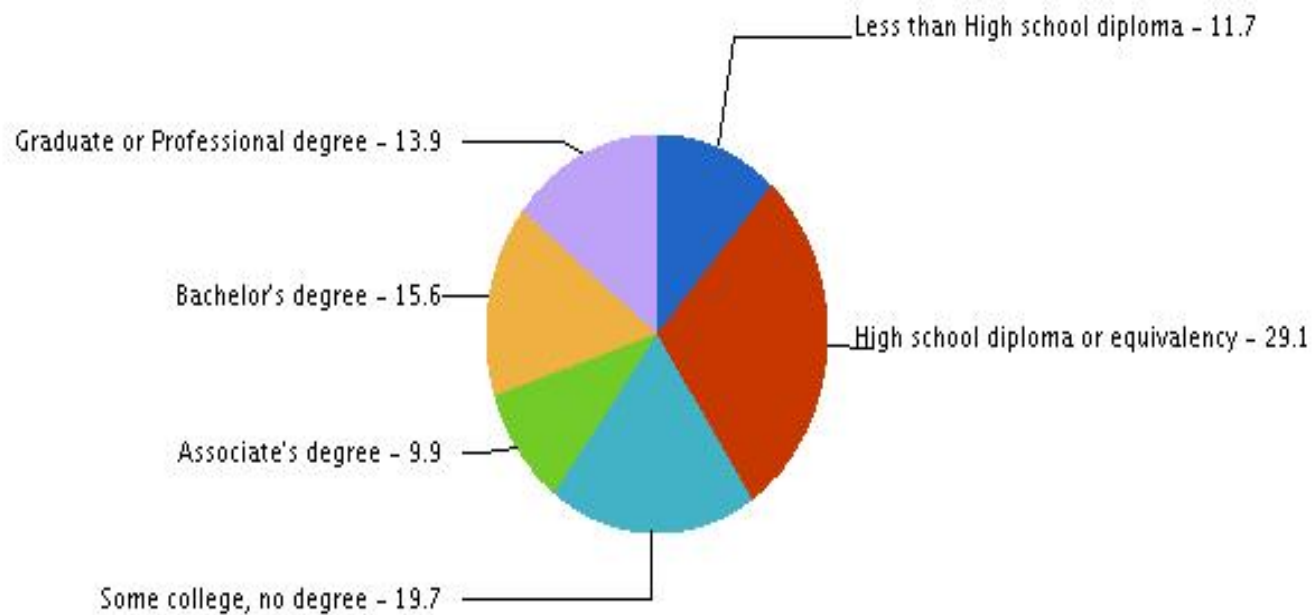
Data Source: American Community Survey/ US Census Bureau – 2018-2012

[http://thedataweb.rm.census.gov/TheDataWeb\\_HotReport2/profile/2012/5yr/np01.html?SUMLEV=860&zcta=6328](http://thedataweb.rm.census.gov/TheDataWeb_HotReport2/profile/2012/5yr/np01.html?SUMLEV=860&zcta=6328)

# Ulster Fast Facts

- **Population:** 182,500 (50% females and 50% males).  
Median age of 42.1 years
- **Nativity and Foreign Born**
  - 93% were native residents, 7% foreign born
  - Of those foreign born, 98% entered the US before 2010

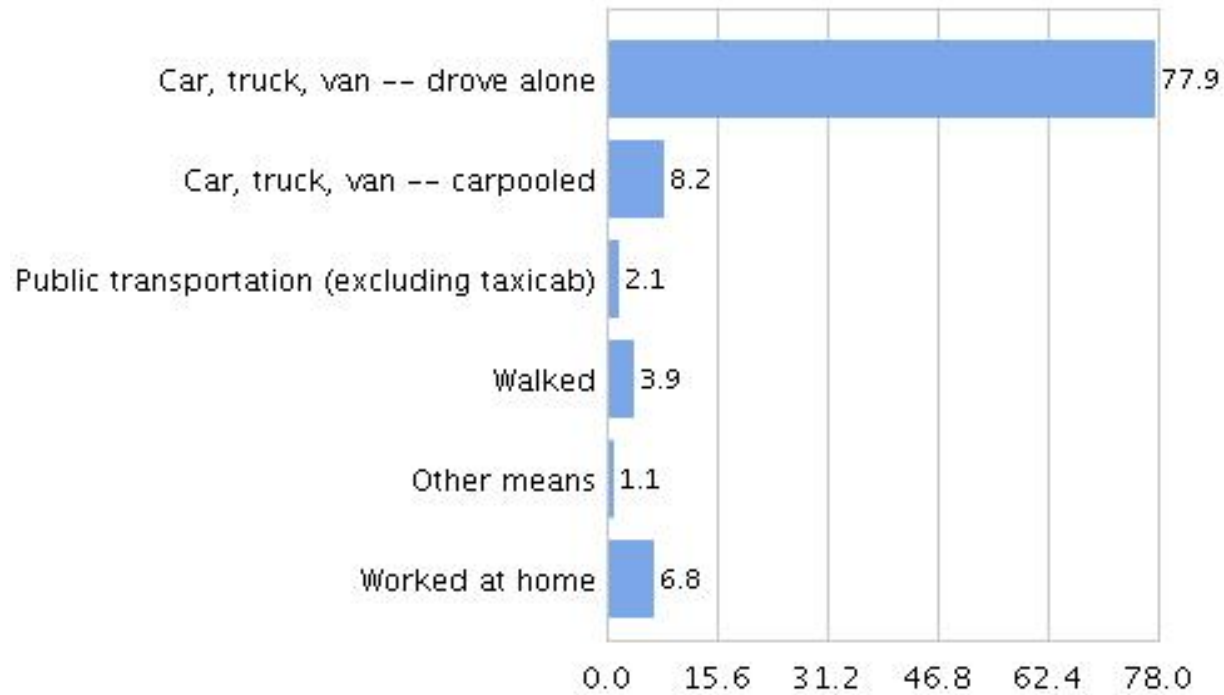
# Community Profile – Ulster



# Ulster Fast Facts

- **Occupations:**
  - 38% in management, business, sciences, & art; 18.4% in service; 24.7% in sales, 9.4% in production & transportation, and 9.6% in construction & maintenance
- **Employment status:** 58% of the population  $\geq$  16yrs of age were employed and ***36 % were not in the work force***

# Community Profile – Ulster



Commute to work

# Ulster Fast Facts

- **Income:** Median annual income was \$58,934; **10% of households had income below \$15,000/year** and 10% had income over \$150,000 or more.
- **Housing Costs:** 42% Owners with mortgages; 26% Owners without mortgages; and 57% Renters spent 30% or more of household income on housing.
- **Health Insurance:**
  - Among the civilian non-institutionalized population, 89% had health insurance coverage and 11% did not.
  - Of those with health insurance, 70% had private and **30% had public coverage**

# Ulster Fast Facts

- **Poverty and Participation in Government Programs**
  - 13% of the population were in poverty
  - An estimated 15% of children and 7% of people over 65 yrs. old were below the poverty level
- **Disability**
  - Among the non-institutionalized population, 14% reported a disability



# Prominent Diagnoses for Medicaid Beneficiaries in Ulster

- Chronic Conditions
- Heart Disease
- Respiratory
- HIV
- Mental Health
- Alcohol and Substance Abuse
- Maternal-Child Health
- Cancer

# NYS Prevention Agenda-Ulster County (2009)

Data Source: [http://www.health.ny.gov/statistics/brfss/expanded/2009/prevention\\_agenda/county](http://www.health.ny.gov/statistics/brfss/expanded/2009/prevention_agenda/county)

Indicator (2009)	Ulster County (95% CI)	New York State (95% CI)
% of adults who are current smokers	22.7 (14.0,22.8)	17.0 (15.3,18.8)
% of adults who are obese	24.9 (22.0,33.2)	23.1 (21.0,25.1)
% of adults who consume 5 or more fruits and vegetables per day	29.3 (22.6,33.0)	27.1 (24.9,29.2)
% of adults who had some type of leisure-time physical activity	75.4 (80.3,87.2)	76.3 (74.1,78.5)
% of adults who have diabetes	8.0 (6.7,12.8)	9.0 (7.8,10.3)
% of adults who have current asthma	9.2 (4.3,9.7)	9.7 (8.2,11.2)