



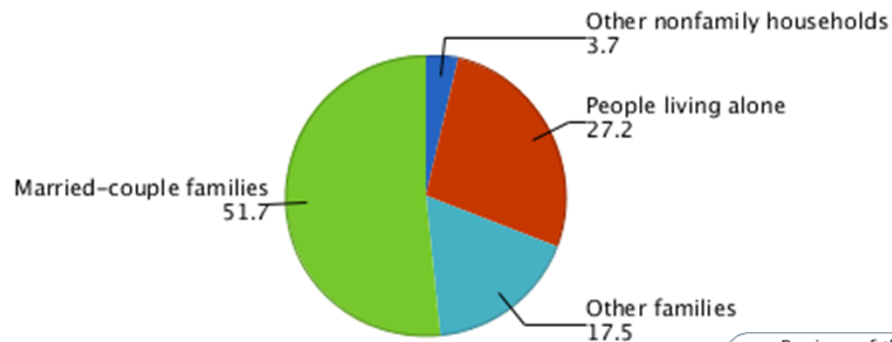
Our Community Needs Assessment (CNA) takes a look at social determinants of health; how income, employment, housing and other social and economic factors impact health and wellness. Having a clear understanding of social determinants of health in communities will influence how we coordinate local health care and provide services and support in our DSRIP projects.

The following pages covers data about some of the social determinants of health for Westchester county New York, including:

- Total population
- Types of household
- Nativity
- Education and income level
- Employment and insurance status
- Types of housing
- Modes of transportation
- Poverty and disability
- Top health issues

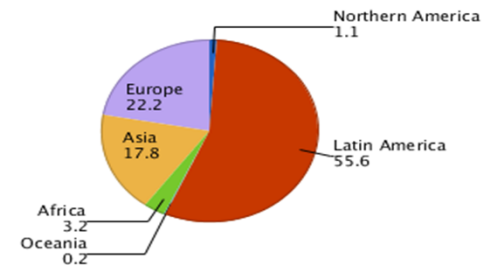
Community Profile – Westchester County

The Types of Households in Westchester County,
New York in 2010-2012



Total Number Households:
343,000

Regions of the World



Region of Birth for the Foreign Born
population

Data Source: American Community Survey/ US Census Bureau – 2010-2012

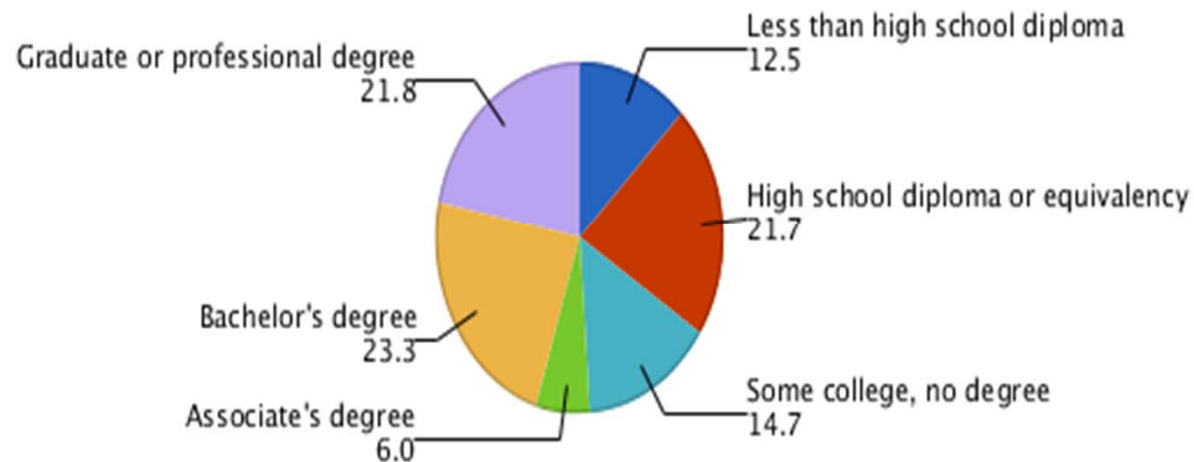
http://thedataweb.rm.census.gov/TheDataWeb_HotReport2/profile/2012/5yr/np01.html?SUMLEV=860&zcta=6328

Westchester Fast Facts

- **Population:** 956,000 (52% females and 48% males).
Median age of 40.2 years
- **Nativity and Foreign Born**
 - 75% were native residents, 25% foreign born
 - Of those foreign born, 96% entered the US before 2010

Community Profile – Westchester

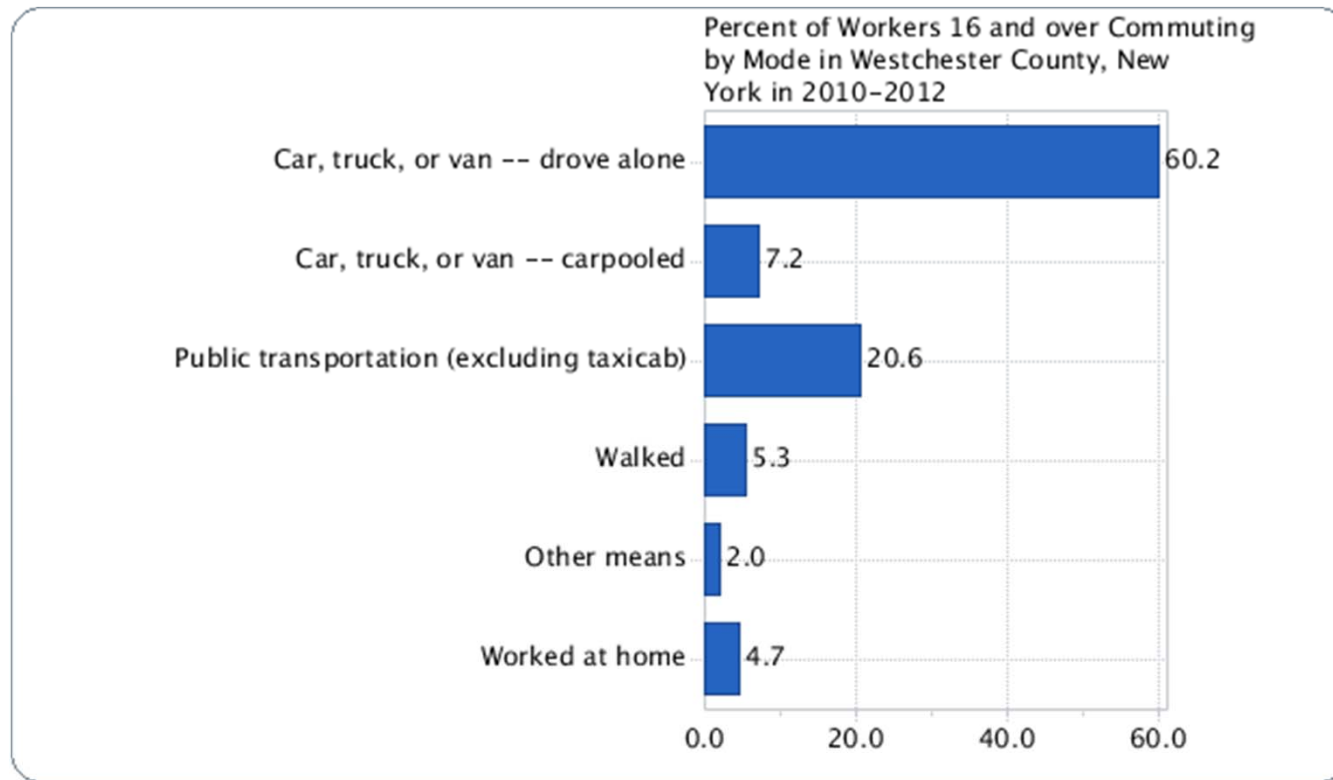
The Educational Attainment of People
in Westchester County, New York in
2010-2012



Westchester Fast Facts

- **Occupations:**
 - 45% in management, business, sciences, & art; 19.2% in service; 22.5% in sales, 6.3% in production & transportation, and 7.1% in construction & maintenance
- **Employment status:** 60% of the population \geq 16yrs of age were employed and ***35 % were not in the work force***

Community Profile – Westchester



Commute to work

Westchester Fast Facts

- **Income:** Median annual income was \$79,887; **8% of households had income below \$15,000/year** and 26% had income over \$150,000 or more.
- **Housing Costs:** 45% Owners with mortgages; 32% Owners without mortgages; and 56% Renters spent 30% or more of household income on housing.
- **Health Insurance:**
 - Among the civilian non-institutionalized population, 89% had health insurance coverage and 11% did not.
 - Of those with health insurance, 74% had private and **26% had public coverage**

Westchester Fast Facts

- **Poverty and Participation in Government Programs**
 - 10% of the population were in poverty
 - An estimated 12% of children and 7% of people over 65 yrs. old were below the poverty level
- **Disability**
 - Among the non-institutionalized population, 9% reported a disability

Prominent Diagnoses for Medicaid Beneficiaries in Westchester

- Chronic Conditions
- Heart Disease
- Respiratory
- HIV
- Mental Health
- Alcohol and Substance Abuse
- Maternal-Child Health
- Cancer

NYS Prevention Agenda- Westchester County (2009)

Data Source: http://www.health.ny.gov/statistics/brfss/expanded/2009/prevention_agenda/county

Indicator (2009)	Westchester County (95% CI)	New York State (95% CI)
% of adults who are current smokers	12.3 (14.0,22.8)	17.0 (15.3,18.8)
% of adults who are obese	19.9 (22.0,33.2)	23.1 (21.0,25.1)
% of adults who consume 5 or more fruits and vegetables per day	30.6 (22.6,33.0)	27.1 (24.9,29.2)
% of adults who had some type of leisure- time physical activity	79.0 (80.3,87.2)	76.3 (74.1,78.5)
% of adults who have diabetes	7.2 (6.7,12.8)	9.0 (7.8,10.3)
% of adults who have current asthma	8.7 (4.3,9.7)	9.7 (8.2,11.2)