



Westchester
MEDICAL CENTER
CENTER FOR REGIONAL
HEALTHCARE INNOVATION

Our Community Needs Assessment (CNA) takes a look at social determinants of health; how income, employment, housing and other social and economic factors impact health and wellness. Having a clear understanding of social determinants of health in communities will influence how we coordinate local health care and provide services and support in our DSRIP projects.

The following pages cover data about some of the social determinants of health specific to the 10705 zip code in the town of Yonkers, Westchester county New York and includes:

- Total population
- Types of household
- Nativity
- Education and income level
- Employment and insurance status
- Types of housing
- Modes of transportation
- Poverty and disability
- Top health issues

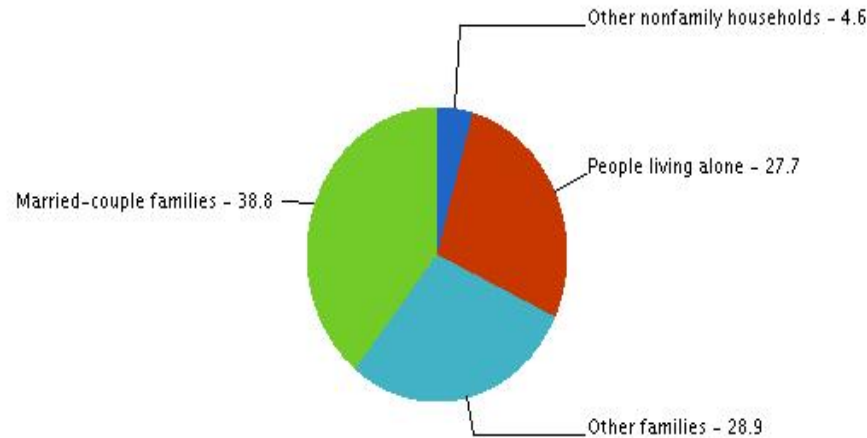
To learn more about the community needs assessment and our participation in the New York State DSRIP project, please contact:

Deborah Viola, PhD
Vice President
Director, Health Services Research & Data Analytics
Center for Regional Healthcare Innovation
violad@wcmc.com | 914.326.4203

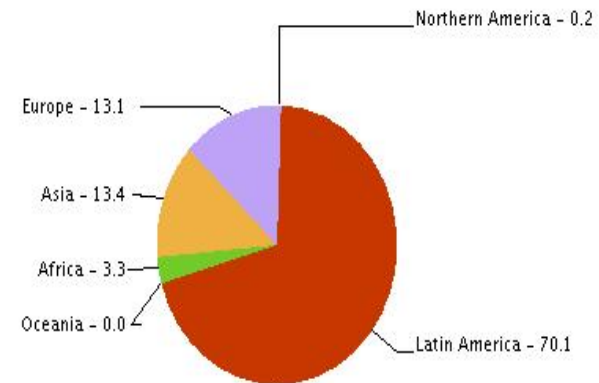
Thao M. Doan, MPH
Research Analyst
Center for Regional Healthcare Innovation at Westchester Medical Center
doant@wcmc.com | 914.326.4207

Community Profile – Yonkers

Zip code 10705



Total Number Households:
13,200



Region of Birth for the Foreign Born
population

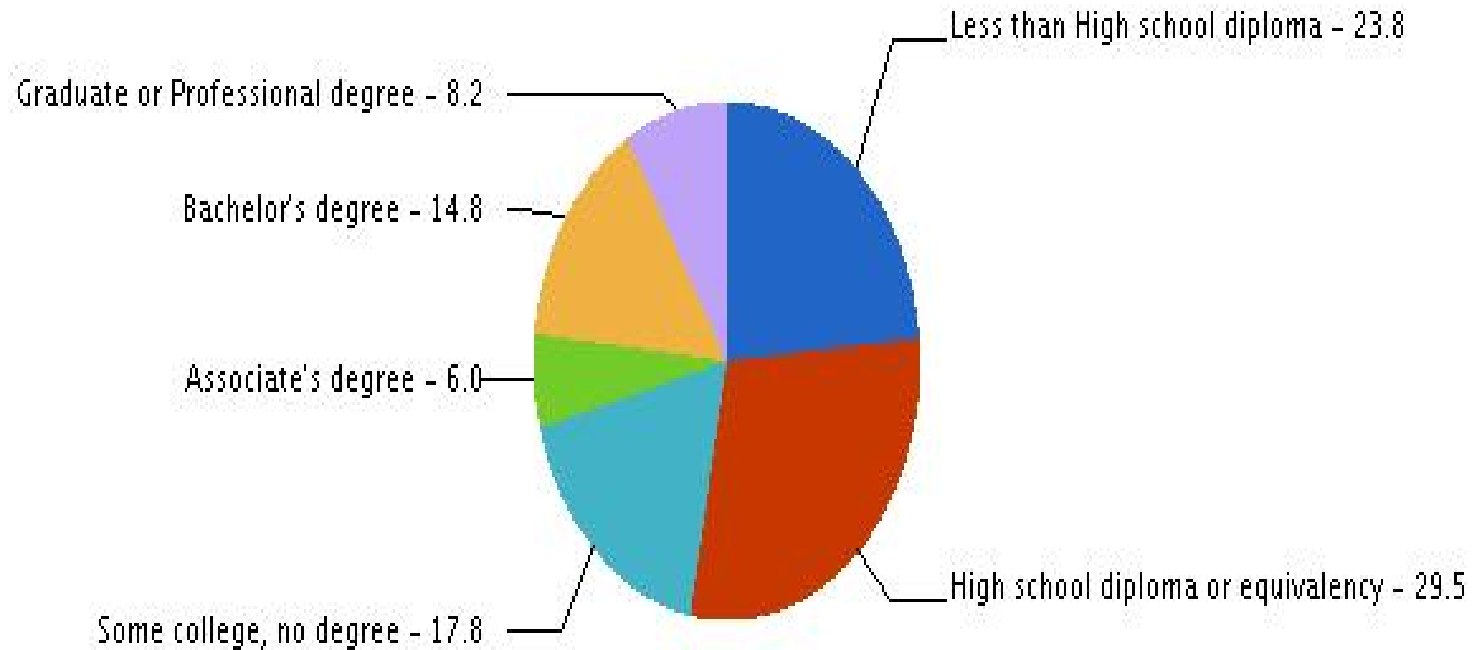
Data Source: American Community Survey/ US Census Bureau – 2018-2012

http://thedataweb.rm.census.gov/TheDataWeb_HotReport2/profile/2012/5yr/np01.html?SUMLEV=860&zcta=6328

10705: Yonkers Fast Facts

- **Population:** 38,700 (53% females and 47% males). Median age of 34.1 years
- 1,300 grandparents lived with their grandchildren under 18 yrs old. Of those grandparents, **43%** had financial responsibility for their grandchildren
- **Nativity and Foreign Born**
 - 64% were native residents, **36% *foreign born***
 - Of those foreign born, 99% entered the US before 2010

Community Profile – Yonkers Zip code 10705



10705: Yonkers Fast Facts

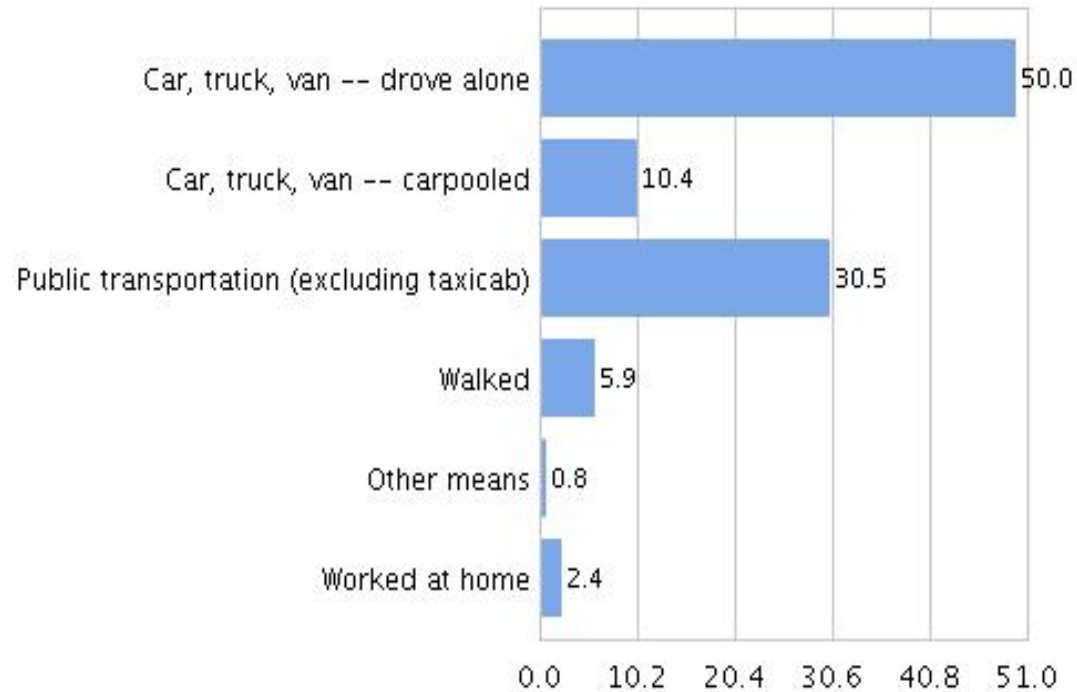
- **Occupations:**

- 26.8% in management, business, sciences, & art; 27.9% in service; 23.4% in sales, 7.9% in production & transportation, and 14.0% in construction & maintenance

- **Employment status:** 57% of the population \geq 16yrs of age were employed and ***37 % were not in the work force***

Community Profile – Yonkers

Zip code 10705



Commute to work

10705: Yonkers Fast Facts

- **Income:** Median annual income was \$45,352; **17% of households had income below \$15,000/year** and 8% had income over \$150,000 or more.
- **Housing Costs:** 51% Owners with mortgage; 32% Owners without mortgage; and **58% Renters spent 30% or more of household income on housing.**
- **Health Insurance:**
 - Among the civilian non-institutionalized population, 80% had health insurance coverage and 20% **did not.**
 - Of those with health insurance, 48% had private and **40% had public coverage**

10705: Yonkers Fast Facts

- **Poverty and Participation in Government Programs**
 - **20%** of the population were in poverty
 - An estimated **26%** of children and 16% of people over 65 yrs. old were below the poverty level
- **Disability**
 - Among the non-institutionalized population, 10% reported a disability

Prominent Diagnoses for Medicaid Beneficiaries in Yonkers Zip code 10705

- Chronic Conditions
- Heart Disease
- Respiratory
- HIV
- Mental Health
- Alcohol and Substance Abuse
- Cancer

NYS Prevention Agenda- Westchester County (2009)

Data Source: http://www.health.ny.gov/statistics/brfss/expanded/2009/prevention_agenda/county

Indicator (2009)	Westchester County (95% CI)	New York State (95% CI)
% of adults who are current smokers	12.3 (14.0,22.8)	17.0 (15.3,18.8)
% of adults who are obese	19.9 (22.0,33.2)	23.1 (21.0,25.1)
% of adults who consume 5 or more fruits and vegetables per day	30.6 (22.6,33.0)	27.1 (24.9,29.2)
% of adults who had some type of leisure- time physical activity	79.0 (80.3,87.2)	76.3 (74.1,78.5)
% of adults who have diabetes	7.2 (6.7,12.8)	9.0 (7.8,10.3)
% of adults who have current asthma	8.7 (4.3,9.7)	9.7 (8.2,11.2)